

**STATEMENT OF APPROPRIATIONS, ALLOTMENTS, OBLIGATIONS, DISBURSEMENTS AND BALANCES**  
As of the Quarter Ending March 31, 2018


FAR No. 1

Department: Budgetary Support to Government Corporations  
Agency: National Electrification Administration  
Operating Unit: N/A  
Organization Code (UACS): 350150000000  
Fund Cluster: 01 - Regular Agency Fund


Authorization: 01 - Current Year Appropriations  
Report Status:

Particulars	UACS CODE	Appropriation		Allotments		Current Year Obligations					Current Year Disbursements					Balances				
		Authorized Appropriation	Adjusted Appropriations	Allotments Received	Adjusted Total Allotments	1st Quarter Ending Mar. 31	2nd Q.	3rd Q.	4th Q.	Total	1st Quarter Ending Mar. 31	2nd Q.	3rd Q.	4th Q.	Total	Unreleased Appropriations	Unobligated Allotment	Unpaid Obligations (15-20) = (23+24)		
																		20=(16+17+18+19)	21=(5-10)	22=(10-15)
1	2	3	5=(3+4)	6	10=[(6+(-)-7)-8+9]	11	12	13	14	15=(11+12+13+14)	16	17	18	19	20=(16+17+18+19)	21=(5-10)	22=(10-15)	23	24	
<b>I. Agency Specific Budget</b>																				
Subsidies	1101277																			
Operations	3000000000000000	2,036,939,000.00	2,036,939,000.00	552,479,990.00	552,479,990.00	552,479,990.00				552,479,990.00	62,643,165.01				62,643,165.01	1,484,459,010.00			489,836,824.99	
OD : Access to electrification expanded	3100000000000000	2,036,939,000.00	2,036,939,000.00	552,479,990.00	552,479,990.00	552,479,990.00				552,479,990.00	62,643,165.01				62,643,165.01	1,484,459,010.00			489,836,824.99	
NATIONAL RURAL ELECTRIFICATION PROGRAM	3101000000000000	2,036,939,000.00	2,036,939,000.00	552,479,990.00	552,479,990.00	552,479,990.00				552,479,990.00	62,643,165.01				62,643,165.01	1,484,459,010.00			489,836,824.99	
Sitio Electrification Sub-program	3101010000000000	2,036,939,000.00	2,036,939,000.00	552,479,990.00	552,479,990.00	552,479,990.00				552,479,990.00	62,643,165.01				62,643,165.01	1,484,459,010.00			489,836,824.99	
Locally-Funded Project(s)	3101012000000000	2,036,939,000.00	2,036,939,000.00	552,479,990.00	552,479,990.00	552,479,990.00				552,479,990.00	62,643,165.01				62,643,165.01	1,484,459,010.00			489,836,824.99	
Sitio Electrification Project	310101200001000	1,817,100,000.00	1,817,100,000.00	336,850,608.00	336,850,608.00	336,850,608.00				336,850,608.00						1,480,249,392.00			336,850,608.00	
MOOE		1,817,100,000.00	1,817,100,000.00	336,850,608.00	336,850,608.00	336,850,608.00				336,850,608.00						1,480,249,392.00			336,850,608.00	
Construction of Power Distribution Lines in Barangays Kasanyangan and Rio Hondo, Zamboanga City under the Zamboanga City Roadmap to Recovery and	310101200003000	49,490,000.00	49,490,000.00	49,490,000.00	49,490,000.00	49,490,000.00				49,490,000.00									49,490,000.00	
MOOE		49,490,000.00	49,490,000.00	49,490,000.00	49,490,000.00	49,490,000.00				49,490,000.00									49,490,000.00	
Quick Response Fund	310101200004000	100,000,000.00	100,000,000.00	100,000,000.00	100,000,000.00	100,000,000.00				100,000,000.00	62,643,165.01				62,643,165.01				37,356,834.99	
MOOE		100,000,000.00	100,000,000.00	100,000,000.00	100,000,000.00	100,000,000.00				100,000,000.00	62,643,165.01				62,643,165.01				37,356,834.99	
Installation of Transformers in Public Schools	310101200005000	9,000,000.00	9,000,000.00	8,346,749.00	8,346,749.00	8,346,749.00				8,346,749.00						653,251.00			8,346,749.00	
MOOE		9,000,000.00	9,000,000.00	8,346,749.00	8,346,749.00	8,346,749.00				8,346,749.00						653,251.00			8,346,749.00	
Rural Electrification, Kapalong and San Isidro, Davao del	310101200006000	61,349,000.00	61,349,000.00	57,792,633.00	57,792,633.00	57,792,633.00				57,792,633.00						3,556,367.00			57,792,633.00	
MOOE		61,349,000.00	61,349,000.00	57,792,633.00	57,792,633.00	57,792,633.00				57,792,633.00						3,556,367.00			57,792,633.00	
Sub-Total, Agency-Specific		2,036,939,000.00	2,036,939,000.00	552,479,990.00	552,479,990.00	552,479,990.00				552,479,990.00	62,643,165.01				62,643,165.01	1,484,459,010.00			489,836,824.99	
PS																				
MOOE		2,036,939,000.00	2,036,939,000.00	552,479,990.00	552,479,990.00	552,479,990.00				552,479,990.00	62,643,165.01				62,643,165.01	1,484,459,010.00			489,836,824.99	
Fin Ex																				
CO																				
<b>II. Automatic Appropriations</b>																				
Sub-Total, Automatic Appropriations																				
<b>III. Special Purpose Fund</b>																				
Sub-Total, SPF																				
<b>GRAND TOTAL</b>		2,036,939,000.00	2,036,939,000.00	552,479,990.00	552,479,990.00	552,479,990.00				552,479,990.00	62,643,165.01				62,643,165.01	1,484,459,010.00			489,836,824.99	
PS																				
MOOE		2,036,939,000.00	2,036,939,000.00	552,479,990.00	552,479,990.00	552,479,990.00				552,479,990.00	62,643,165.01				62,643,165.01	1,484,459,010.00			489,836,824.99	
Fin Ex																				
CO																				


Prepared by:

  
**MILAGROS A. ROBLES**  
Manager  
Financial Planning and Control Division

Certified Correct:

  
**ADELINA A. GABON**  
Department Manager  
Finance Services

Recommending Approval:

  
**ATTY. VICAR LOUREEN G. LOFRANCO**  
Acting Deputy Administrator  
Corporate Resources and Financial Services

Approved by:

  
**EDGARDO R. MASONGSONG**  
Administrator